

Australian Government
Carbon Neutral Program
Public Disclosure Summary




An Australian Government Initiative

NAME OF CERTIFIED ENTITY: Australian Consumers' Association

REPORTING PERIOD: From 1/07/2018 to 30/06/2019

Declaration

To the best of my knowledge, the information provided in this Public Disclosure Summary is true and correct and meets the requirements of the National Carbon Offset Standard Carbon Neutral Program.

Signature 	Date 21.11.19
Name of Signatory Matthew John Steen	
Position of Signatory Director, Reviews and Testing	

Carbon neutral certification category	Organisation
Date of most recent external verification/audit	November 2019
Auditor	Pangolin Associates
Auditor assurance statement link	https://www.choice.com.au/~media/3b076544cd3640bb8a278eb67ed5ba41.ashx



Australian Government
Department of the Environment and Energy

Public Disclosure Summary documents are prepared by the submitting organisation. The material in Public Disclosure Summary documents represents the views of the organisation and do not necessarily reflect the views of the Commonwealth. The Commonwealth does not guarantee the accuracy of the contents of the Public Disclosure Summary documents and disclaims liability for any loss arising from the use of the document for any purpose.

1. Carbon neutral information

1A. Introduction

The Australian Consumers Association (“CHOICE”) is a not for profit organisation located in Marrickville, NSW. CHOICE are the leading consumer advocacy group in Australia. Independent and member-funded, CHOICE ensures that Australian consumers get a fair go.

CHOICE owns its facilities at 57 Carrington Road, Marrickville. In this building, a childcare centre is co-located, but not separately metered. The carbon inventory for CHOICE thus encompasses emissions relating to the childcare centre for refrigerants, electricity, waste, and water consumption. CHOICE can influence electricity-consuming equipment like lights and air conditioning for the childcare centre.

The operational control approach is used for the boundary consolidation.

This inventory has been prepared and was developed in accordance with the general principles of:

- The National Carbon Offset Standard for Organisations
- The Greenhouse Gas Protocol, A Corporate Accounting and Reporting Standard developed by the World Business Council for Sustainable Development (GHG Protocol);
- GHG Protocol: Corporate Value Chain (Scope 3) Accounting and Reporting Standard.

This inventory has measured greenhouse gases in carbon dioxide equivalence (CO₂-e) and includes all seven greenhouse gases covered by the Kyoto Protocol – carbon dioxide (CO₂), methane (CH₄), nitrous oxide (N₂O), perfluorocarbons (PFCs), hydrofluorocarbons (HFCs), sulphur hexafluoride (SF₆), nitrogen trifluoride (NF₃), as well as hydrochlorofluorocarbons (HCFCs) covered by the Montreal Protocol (where applicable).

Based on the operational consolidation approach the entity included in the carbon neutral certification is the Australian Consumers Association.

1B. Emission sources within certification boundary

Quantified sources

The following emission sources have been included:

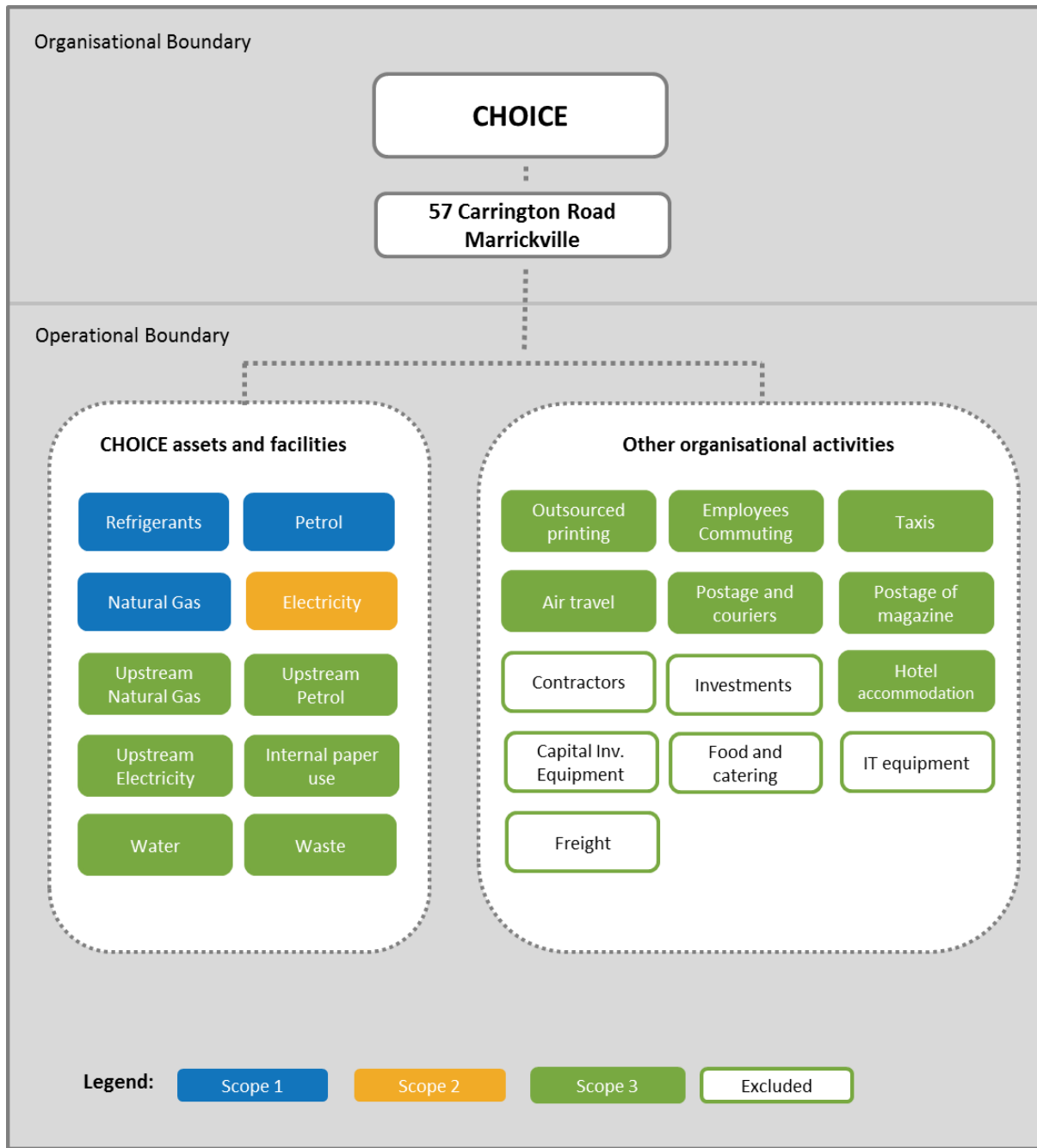
- Natural Gas
- ULP
- Refrigerants
- Electricity
- Upstream ULP
- Upstream natural gas
- Upstream electricity
- Air travel
- Internal paper use
- Outsourced printing - paper for magazine printing
- Waste to landfill
- Taxi travel
- Water consumption and waste water
- Postage of magazine
- General postage and couriers
- Employees commuting
- Business accommodation

Non-Quantified sources

The following emission sources have been excluded in line with the provisions in the NCOS. The impact of excluding these sources is not expected to materially affect the overall total emissions.

- Capital investment equipment is not included because the embedded carbon emissions are difficult to quantify and when amortised over the life of the asset are likely to be insignificant compared to scope 1 and 2 emissions.
- Contractors, including external labs, are not included because they do not fall under the operational control and because determining the associated emissions would be costly relative to their likely significance.
- Investments are not included because they are outside of the operational boundary and there are limited opportunities to reduce the emissions from these sources. Determining the associated emissions would be costly relative to their likely significance.
- Food and catering was excluded, because the effort required to gather the data needed for the calculation of food and catering related emissions is disproportionate to their contribution to overall emissions.
- IT equipment is not included because the embedded carbon emissions are difficult to quantify and when amortised over the life of the asset are likely to be insignificant compared to scope 1 and 2 emissions.
- Freight is not included in the inventory as there is little freighting activity, data is difficult to quantify, and the related emissions are likely to be insignificant compared to overall emissions.

1C. Diagram of the certification boundary



2. Emissions reduction measures

2A. Emissions over time

The following table shows the absolute emissions since the base year.

Table 1. Emissions since base year				
	Base Year	FY16/17	FY17/18	FY18/19
Scope 1	46.63 t CO ₂ -e	44.73 t CO ₂ -e	44.81 t CO ₂ -e	45.58 t CO ₂ -e
Scope 2	519.71 t CO ₂ -e	421.79 t CO ₂ -e	327.81 t CO ₂ -e	286.12 t CO ₂ -e
Scope 3	538.75 t CO ₂ -e	625.45 t CO ₂ -e	538.33 t CO ₂ -e	523.93 t CO ₂ -e
Total	1,105.09 t CO₂-e	1,091.96 t CO₂-e	910.95 t CO₂-e	855.64 t CO ₂ -e

2B. Emissions reduction strategy

There is a constant focus at CHOICE to look for ways of reducing its emission sources and generally its impact on the environment. Emission reduction opportunities are identified via energy audits, engaging staff and keeping abreast of new market developments. CHOICE focuses on the following environmental impact categories

- Electricity
- Water
- Paper consumption
- Air travel
- Waste
- Staff commuting
- Communication about activities to staff and the public.

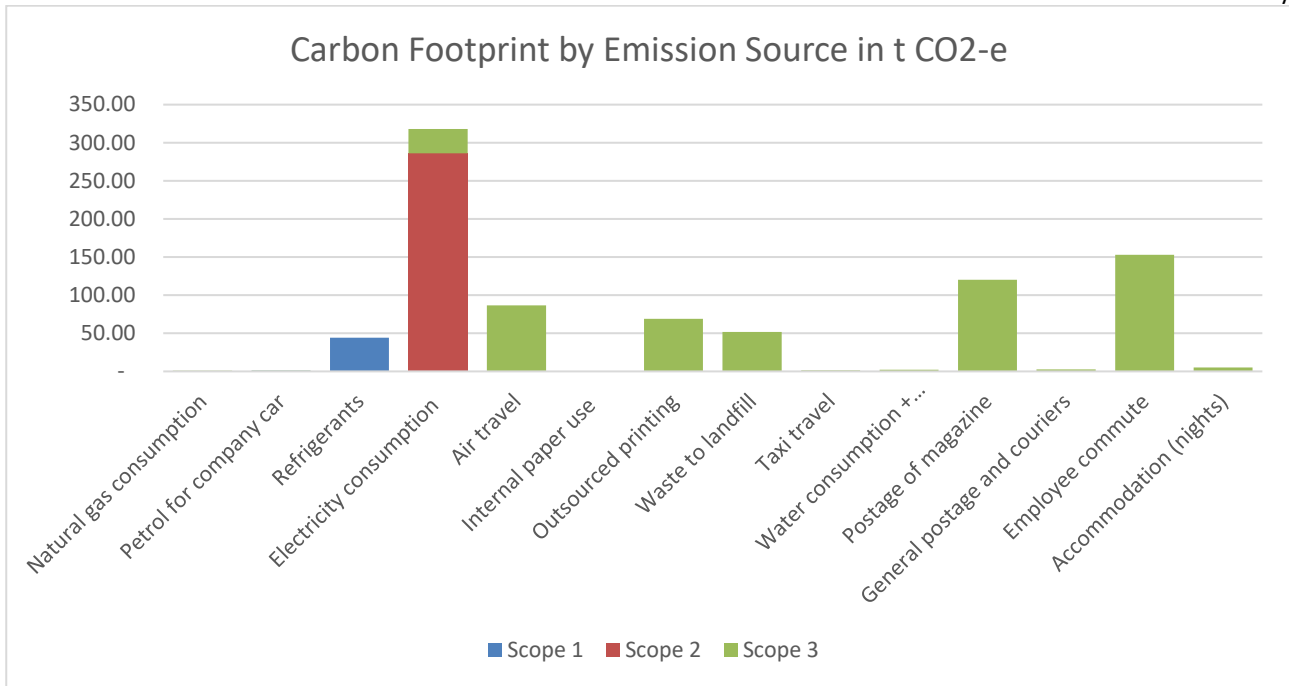
2C. Emissions reduction actions

CHOICE wants to minimise its impact on the environment as much as possible.

A sustainable business consultation was carried out in January 2019 by 100% Renewables to identify any potential targets to reduce our electricity usage.

3. Emissions summary

Table 2. Emissions Summary		
Scope	Emission source	t CO ₂ -e
1	Natural Gas	0.47
1	ULP	0.93
1	Refrigerants	44.18
2	Electricity	286.12
3	Upstream ULP	0.05
3	Upstream natural gas	0.12
3	Upstream electricity	31.79
3	Air travel	86.77
3	Internal paper use (Aspire)	0
3	Paper for magazine printing	68.97
3	Waste to landfill	51.75
3	Taxi travel	1.36
3	Water consumption and waste water	2.05
3	Postage of magazine	120.17
3	General postage and couriers	2.79
3	Employees commuting	152.89
3	Business accommodation	5.22
Total Gross Emissions		855.64
GreenPower or retired LGCs		0
Total Net Emissions		855.64



4. Carbon offsets

4A. Offsets summary

Table 3. Offsets Summary				
Date of cancellation	Offset project, unit type and registry	Serial numbers	Vintage	Quantity
Jan. 18 2019	Dachunhe Sanji 6MW Hydropower Project in Yunnan Province, China. Energy industries (renewable/non-renewable sources). VCUs, APX VCS Registry https://vcsregistry2.apx.com/myModule/rpt/myrpt.asp?r=206&h=24017	4941-205542418-205542504-VCU-028-MER-CN-1-166-01012014-31122014-0	2014	87
Oct. 18 2019	Orange Bundled Wind Power Project, Rajasthan, India. Energy industries (renewable/non-renewable sources). Registry: APX Serial https://vcsregistry2.apx.com/myModule/rpt/myrpt.asp?r=206&h=27532	5806-260945779-260946528-VCU-034-APX-IN-1-1465-01042017-31122017-0	2017	750

Table 3. Offsets Summary				
Date of cancellation	Offset project, unit type and registry	Serial numbers	Vintage	Quantity
Nov. 21 2019	Orange Bundled Wind Power Project, Rajasthan, India. Energy industries (renewable/non-renewable sources). Registry: APX Serial https://vcsregistry2.apx.com/myModule/rpt/myrpt.asp?r=206&h=28586	5806-260946541-260946547-VCU-034-APX-IN-1-1465-01042017-31122017-0	2017	7
Nov. 21 2019	Orange Bundled Wind Power Project, Rajasthan, India. Energy industries (renewable/non-renewable sources). Registry: APX Serial https://vcsregistry2.apx.com/myModule/rpt/myrpt.asp?r=206&h=28571	5806-260946536-260946540-VCU-034-APX-IN-1-1465-01042017-31122017-0	2017	5
Nov. 21 2019	Orange Bundled Wind Power Project, Rajasthan, India. Energy industries (renewable/non-renewable sources). Registry: APX Serial https://vcsregistry2.apx.com/myModule/rpt/myrpt.asp?r=206&h=27767	5806-260946529-260946535-VCU-034-APX-IN-1-1465-01042017-31122017-0	2017	7
Total offsets cancelled				856
Net emissions after offsetting				0

4B. Offsets purchasing and retirement strategy

CHOICE is claiming carbon neutrality from FY15/16 and retired 1,106 carbon offsets for the baseline year.

In FY 16/17 CHOICE retired 1,099 offsets of which 99 were used from the surplus of the previous year.

CHOICE purchased an additional 1000 required to attain carbon neutral status for FY17/18, with 87 leftover. These were retired in January 2019 for the current reporting period.

CHOICE purchased an additional 1000 required to attain carbon neutral status for FY18/19, with 769 retired in October and November 2019.

CHOICE purchases offsets at the end of the reporting period. The necessary number of offsets is cancelled right after the purchase.

4C. Offset projects (Co-benefits)**Dachunhe Sanji 6MW Hydropower Project in Yunnan Province, China**

https://www.vcsprojectdatabase.org/#/project_details/166

The project consists of two 6.5 MW turbines, supplying over 50,000 MWh of electricity to the grid annually. Gansu hydropower generates electricity from the Heihe River, supplying power to the Northwest China Grid. It is a clean alternative to the fuel-fired power generation that would otherwise satisfy the region’s demand. Emissions reductions from this clean energy project is an expected 43,786 tCO₂e per year.

Orange Bundled Wind Power Project, Rajasthan, India.

https://www.vcsprojectdatabase.org/#/project_details/1465

The project activity is a 59.4 MW (39.9MW in Bhesada & 19.5 MW in Dolat) bundled wind power project consisting of 32 Wind Turbine Generators (WTGs). The project is promoted by Orange Renewable Power Private Limited & Orange Jaisalmer Wind Energy Private Limited of which the “Orange Renewable Power Private Limited” is the representative of promoter of this bundled project. The purpose of the project activity is to generate clean electricity with utilization of wind energy.

5. Use of trade mark

Table 4. Trade mark register	
Where used	Logo type
In-house: Banners; internal TV advertising screens, email signatures, business cards	Certified organisation
External: Article in the CHOICE magazine, Annual Report, email signatures and other correspondence to members (EDMs). On CHOICE webpage. At the front of the building. On campaigns websites, Tablet Magazine, Online banner advertising, Consumer Pulse online (survey sent out), CHOICE Recommended scheme, CHOICE Test Research reports, Innovation apps from New Things department distributed to public.	Certified organisation

6. Have you done more?

- Currently, CHOICE has an environmental group that introduced the BinTrim program to CHOICE. We have also added composting, soft plastics, battery and cosmetic packaging recycling options as well.
- Once our current waste contract expires, we plan on moving to a contractor for waste removal that can add more plastic types to their remit.
- CHOICE environmental group expanded the bike shed to encourage commuting via bicycle, \$20K has been spent for this development in FY18/19.
- CHOICE takes part in Clean Up Australia volunteer days for the local area (CHOICE sponsors its workers to take a half day to clean up the nearby river system).
- CHOICE attempted to source from NCOS-accredited suppliers and NCOS-accredited external labs, prompting current labs to think about entering the scheme.
- CHOICE has arranged for all air travel on behalf of CHOICE to be booked by a single contact who always carbon offsets the flights.
- CHOICE is always investigating how it can improve its sustainability performance, in particular its electricity-related emissions.